


Home learning W/C 01/03/2021



Monday

**ABC**

This week in phonics we are focusing on the letter V, explore your house and see what items you can begin with letter V. In class we start our phonics session with the Mr Tumble alphabet song. <https://www.youtube.com/watch?v=mMog84sQp3o>.

**Phonics**

Can you practice trying to write the letter V. You can mark make on the sheet attached or try and copy them yourself.

# Colouring the Letter 'v'





Sensory



story

Our sensory story this week is chocolate mousse for greedy goose, you can watch someone read the story here; <https://www.youtube.com/watch?v=9roLqnJZ7dk>

Can you answer some questions about the story using the PECs bellow? Can you point to some of the different animals on the page?

Who ate the chocolate mousse?

Was the seal happy or hungry?

What does the dog do? Wash up or go for a walk?




Goose



Dog



Happy



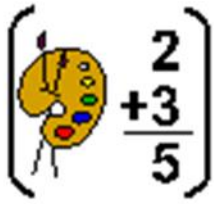
Hungry



Walk











Washing up









Topic

In our topic sessions at school we enjoy baking! This term we are looking at things people eat at Easter time! This week we are making *Easter nests*- <https://www.netmums.com/recipes/easter-nests>

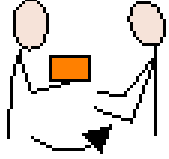


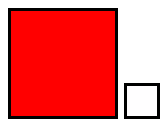

Can you match some of the ingredients to the symbols?

**1**  **200 g**       










1 Put 200 g of chocolate in a bowl and melt.

**2**  **200 g**     











2 Add 200 g of rice crispies to the bowl

**3**     

3 Give it a big mix!

**4**         

4 Scoop a spoon of mixture into each cake case

**5**          

5 Put them in the fridge to cool and enjoy!



Chocolate




Rice crispies




Melt




Cake case



Mix



Cool






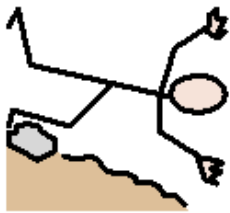




Tuesday



Practice working on your Communication PLIMs targets. You can do this with lots of activities. Can you practice using the more symbol to request more of your favourite activities? Can you practice your signing and sign the name of some of your toys?

Communication Can you combine symbols to make requests?

 I	 want	 More	 Songs
 Mr	 tumble	 Bubbles	 Cars

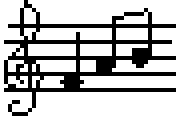


Sensory



story

Repeat the story from yesterday. Can you answer some simple questions about the story, Or point to animals on the screen?



Music

This term we are looking at creating music. Can you watch the video of the musical story time were going on a bear hunt <https://www.youtube.com/watch?v=gDxxf0MoGNg&safe=active>

While your watching can you use some instruments to make noises? (you could use pots and pans if you don't have instruments)

Can you stay seated and watch the whole video?



Wednesday

# ABC

This week in phonics we are focusing on the letter V, explore your house and see what items you can begin with letter V. In class we start our phonics session with the Mr Tumble alphabet song. <https://www.youtube.com/watch?v=mMog84sQp3o>.

## Phonics

Can you match the objects you find to the PECs below?



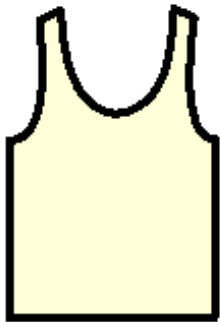
Van



Vase



Vegetable



Vest



Violin




Volcano





Can you explore some chocolate mousse like the goose eats in the story? You could hide some plastic animals in the tray to find or practice scooping with some cups, bowls and spoons.

Sensory exploration

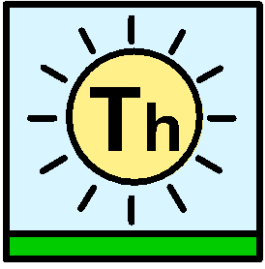


PE

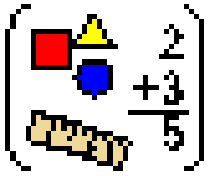
We are going to look at practicing our gross motor skills. In school we enjoy sensory circuits can you have a go at doing our own at home? You could follow the video or have a go with things you have at home!

Or you could work on your PLIMs physical targets. Can you walk up and down the stairs?

<https://classroom.thenational.academy/specialist/subjects/physical-development/access-points/early-development/lessons/sensory-circuit-part-1-68rkcc>



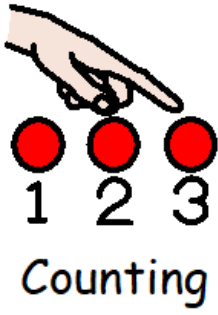
Thursday



This term we are looking at counting, to start with you could watch some counting songs. You can use physical things/ teddies you might have at home to count along with the songs. <https://www.bbc.co.uk/teach/school-radio/nursery-rhymes-counting-songs/zn67kmn>



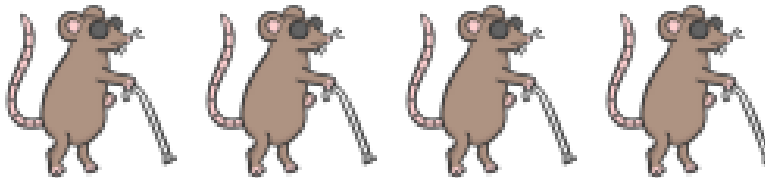



### Maths

Can you explore counting objects? You could touch objects as an adult counts out the number of objects. You could point to number symbols as you count along the objects. You could try some of the sheets attached.

<b>1</b> One	<b>2</b> Two	<b>3</b> Three
<b>4</b> Four	<b>5</b> Five	 Counting

# Counting to 5 Worksheet

Write your answers in the circles.






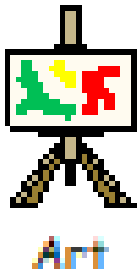
Sensory



story

Watch the story again. Can you make some marks on the picture of the goose like the one in our story?





Can you make some shaving foam pictures like the ones in the photos?



Red



Blue



Green



Yellow



I



want



More

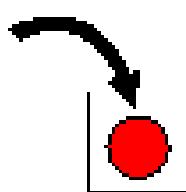
1



1 Squirt



shaving foam



into

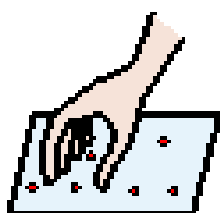


a



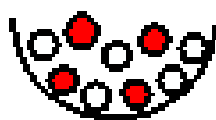
bowl

2



2

Choose



some



paint

3



3

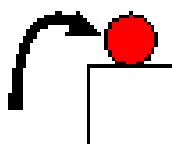
Squirt



the



paint



onto




the



shaving foam

4




4


Mix



the



paint



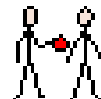
around

5



5

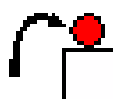
Press



your



paper



onto




the



shaving foam



to make




some




+

picture!



Friday



We are exploring toys and equipment looking at home they work. Can you explore your microwave? Can you open the door? Can you press the buttons to make it work? Can you heat something up in the microwave?

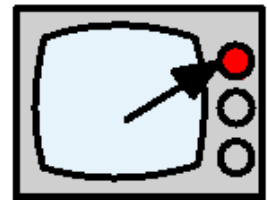
Computing



Microwave



Hot



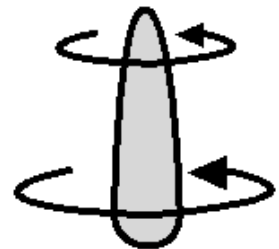
Button



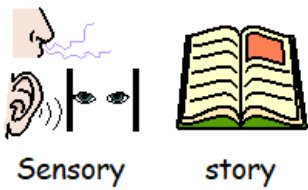
Plug




Open



Spin



Share our story again.




In PSHE we are looking at keeping safe. This week we are looking at using play equipment safely. You can watch this clip of Mr tumble at the park.

<https://www.dailymotion.com/video/x5ibgfk>

Can you go to the park and practice using some of the equipment?

Can you sit safely on the play equipment?

PSHE



Park



Swing



Slide



Sit



Roundabout



Climbing frame