





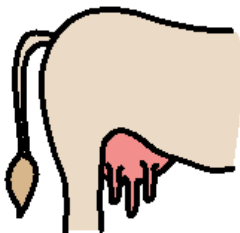
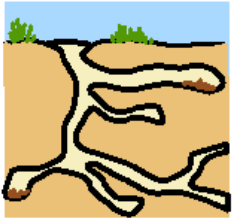
Monday

ABC

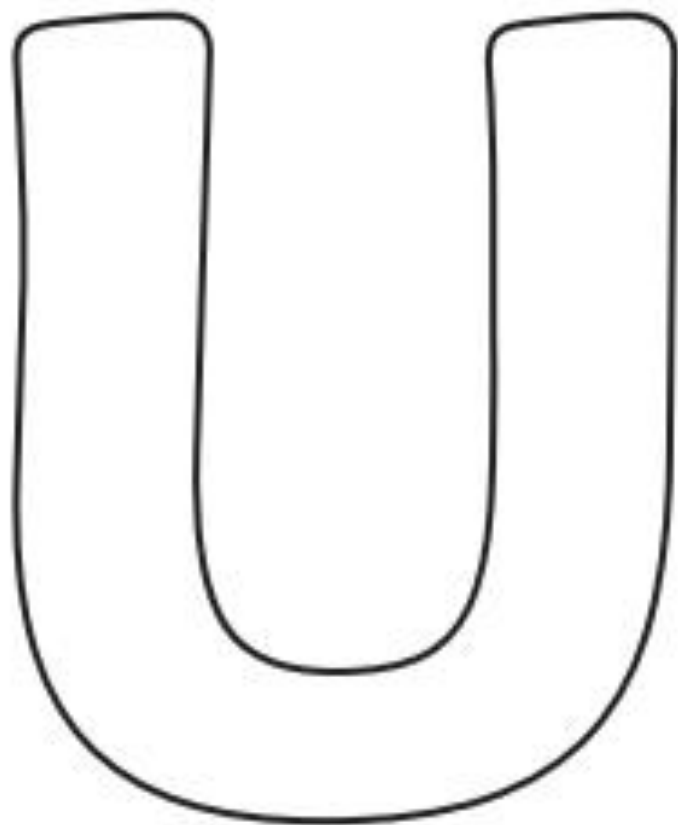
This week in phonics we are focusing on the letter U, explore your house and see what items you can begin with letter U. In class we start our phonics session with the Mr Tumble alphabet song. <https://www.youtube.com/watch?v=mMog84sQp3o>.

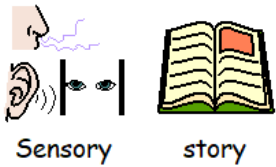
Phonics

Can you practice trying to write the letter U. You can mark make on the sheet attached or try and copy them yourself.

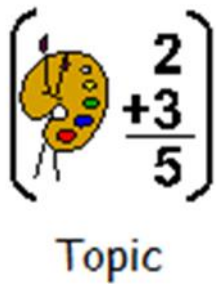
 <p>Umbrella</p>	 <p>Uncle</p>	 <p>Underwear</p>
 <p>Under</p>	 <p>Udder</p>	 <p>Underground</p>

Colouring the Letter 'U'






This week our poem is Chocolate Cake! You can watch the poem here!
<https://www.youtube.com/watch?v=7BxQLITdOOc&t=0s>



In our topic sessions at school we enjoy baking! This term we are looking at things people eat at Easter time! Can you make some chocolate cake like in our story? You could even decorate it with some mini eggs!


Chocolate cake

you will need;

120 grams of flour, 120 grams of sugar,

120 grams of butter, 2 eggs and 3


spoons of coco powder.

Add all your ingredients into a bowl and

mix it up! put your mixture into a

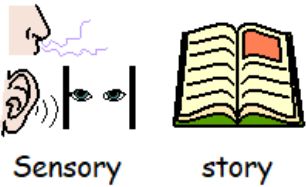
baking tin and cook for 18 minutes on

180°C
180 degrees.



Practice working on your Communication PLIMs targets. You can do this with lots of activities; Can you practice using the more symbol to request more of your favourite activities.

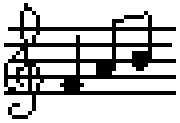
Communication <https://www.kitchenstories.com/en/recipes/chinese-new-year-cake>



Sensory

story

Repeat the poem from yesterday.



This term we are looking at creating music. <https://www.bbc.co.uk/teach/bring-the-noise/found-sounds/z7k847h> can you explore your house and find things to make music? Pots and pans make great drums!

Music



Wednesday

ABC

This week in phonics we are focusing on the letter U, explore your house and see what items you can begin with letter U. In class we start our phonics session with the Mr Tumble alphabet song. <https://www.youtube.com/watch?v=mMog84sQp3o>.

Phonics



Make some play dough and practice manipulating it. Can you make different shapes? Can you roll it? Can you stretch it? Can you press objects into it and see what happens?




MOTHERCOULD
PLAY DOUGH

YOU'LL NEED:

- 1 cup flour
- 1/2 cup table salt
- 2 tbsp cream of tartar
- 1 tbsp oil
- 1 cup boiling water
- Food coloring

INSTRUCTIONS:

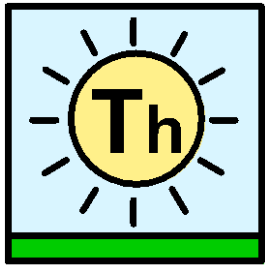
1. In a bowl, combine the flour, salt and cream of tartar. Mix well.
2. Add the oil
3. Mix a few drops of food coloring into the boiling water and add to the bowl.
4. Mix everything very well and massage with your hand until it is no longer sticky.
5. Once it has fully cooled, wrap in plastic and put in an airtight container. Store at room temperature for about 6 months.



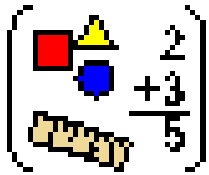
PE

We are going to look at practicing our gross motor skills. In school we enjoy sensory circuits can you have a go at doing our own at home? You could follow the video or have a go with things you have at home!

<https://classroom.thenational.academy/specialist/subjects/physical-development/access-points/early-development/lessons/sensory-circuit-part-1-68rkcc>



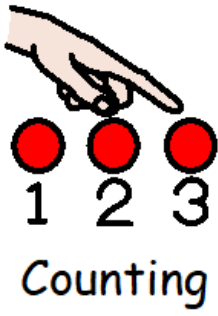
Thursday



Maths

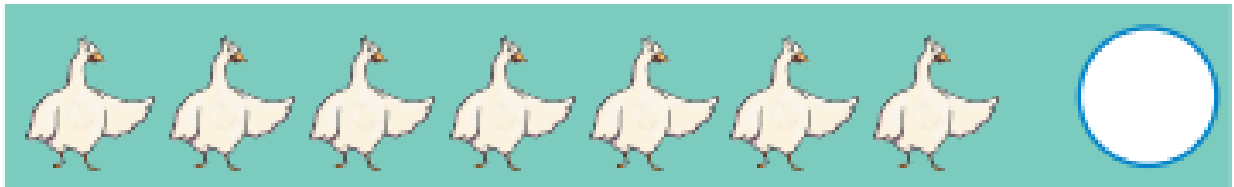



This term we are looking at counting, to start with you could watch some counting songs. You can use physical things/ teddies you might have at home to count along with the songs. <https://www.bbc.co.uk/teach/school-radio/nursery-rhymes-counting-songs/zn67kmn>

Can you explore counting objects? You could touch objects as an adult counts out the number of objects. You could point to number symbols as you count along the objects. You could try some of the sheets attached.

<p>1</p> <p>One</p>	<p>2</p> <p>Two</p>	<p>3</p> <p>Three</p>
<p>4</p> <p>Four</p>	<p>5</p> <p>Five</p>	 <p>1 2 3</p> <p>Counting</p>

Farm Animals Counting to 10

Count the animals and write the number in the circles.



Counting to 20


Write your answers in the circles.



A row of 11 identical black reindeer with red antlers and red legs, standing on a light green background.




A row of 8 identical pink and green creatures with large green wings and red bodies, standing on a light green background.




A grid of 20 identical green and yellow faces with black beards, arranged in two rows of ten, on a light green background.




A row of 12 identical brown and white sheep, standing on a light green background.



A row of 7 identical purple creatures with orange bellies and black eyes, standing on a light green background.










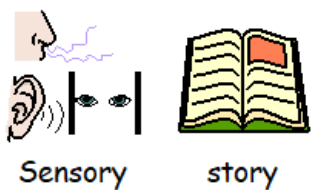
A grid of 15 identical blue and red insects with large eyes and antennae, arranged in two rows (7 in the top row, 8 in the bottom row), on a light green background.




Counting to 5 Worksheet

Write your answers in the circles.





Watch our poem again. Can you anticipate anything that's going to happen? Is he going to eat all of the chocolate cake?




Can you design your own chocolate cake? You could use pens paint or anything you have at home.


Design a Birthday Cake

Birthdays are very special occasions and cakes come in all shapes, sizes and colours. They often have beautiful decorations too! Design a birthday cake for someone special.






Friday



We are exploring toys and equipment looking at how they work. Explore some cause and effect toys. Can you press the button to make them work?


Computing



Sensory

story

Share our poem again. Can you anticipate anything that's going to happen? Is he going to eat all of the chocolate cake?



PSHE

In PSHE we are looking at keeping safe. This week we are looking at using play equipment safely. You can watch this clip of Mr tumble at the park.
<https://www.dailymotion.com/video/x5ibgfk> Can you go to the park and practice using some of the equipment safely?