

Hungry Caterpillar Snack Ideas

<https://alittlepinchofperfect.com/the-very-hungry-caterpillar-fun-food/>



Supplies:

Avocado
Small orange
Red bell pepper
Ritz crackers
Small circle cookie cutter
Small food decorations (optional)

Directions:

1. Cut the avocado into slices, then use your cookie cutter to cut out circles. I got 10 circles out of one medium avocado. Cut out two eyes and a nose from the scraps of avocado.
2. Cut out a larger circle for the caterpillars head and two pieces for the antenna.
3. Peel the orange and pull apart the sections.
4. Arrange the pieces to form a caterpillar and enjoy.

Sensory




Gather food that the caterpillar eats in the book


Apple, Pear, Plum, Strawberry, Orange. Allow children to explore the food, describe what they are doing/feeling as they explore.



apple




orange




pear



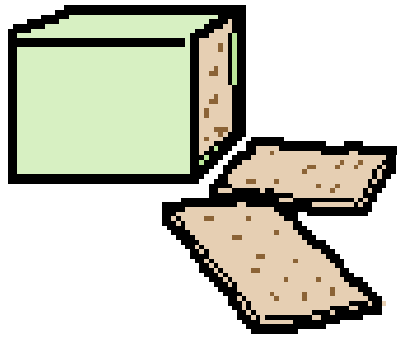
plum




strawberry




leaf



cracker



pepper



avocado



more



again



apple



orange



pear



plum



strawberry



leaf



cracker




pepper




avocado

Large Tracing Letters



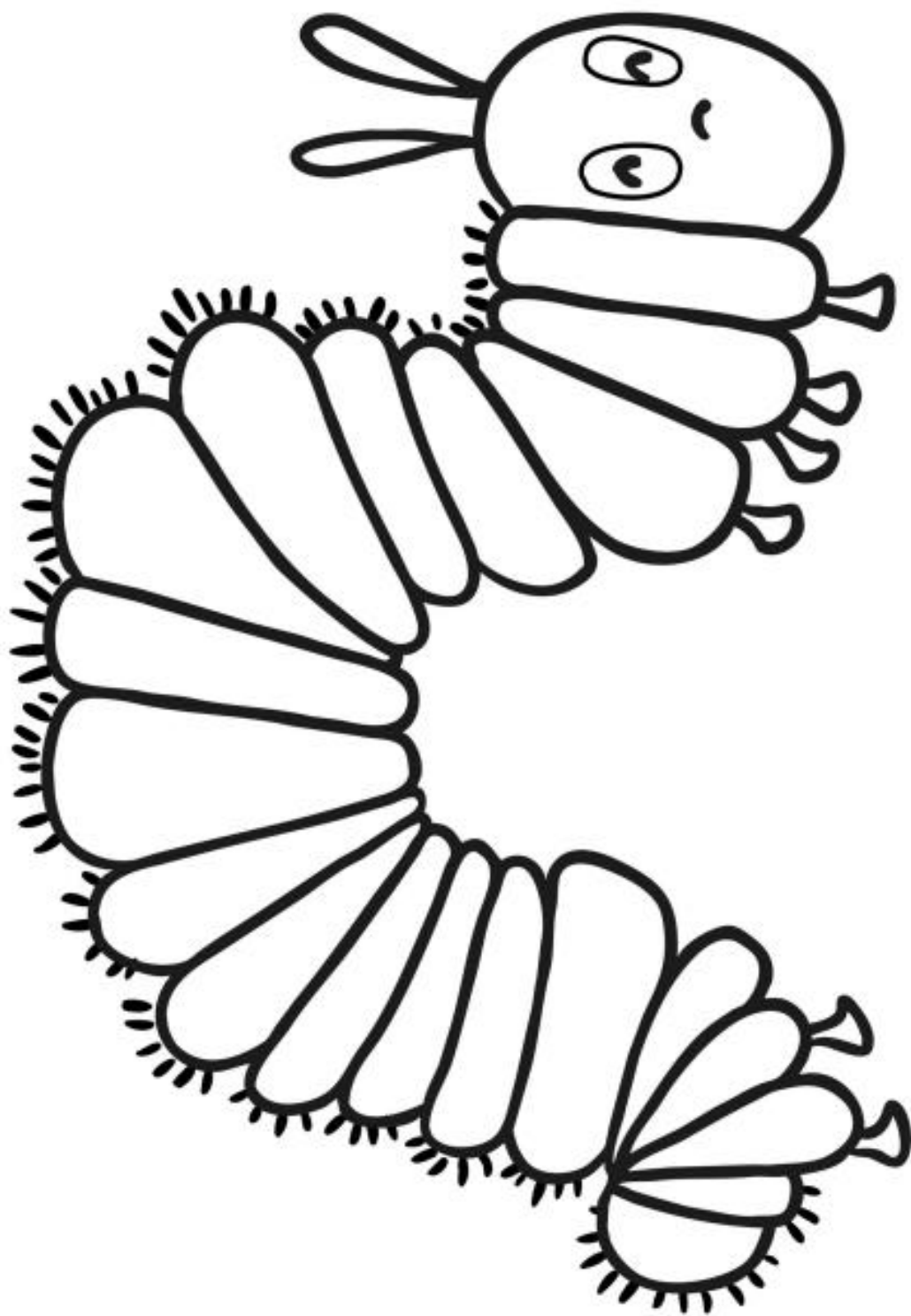
Trace the hungry caterpillar's path in a variety of colours:





Colouring:

Caterpillar







egg



leaf




caterpillar



food

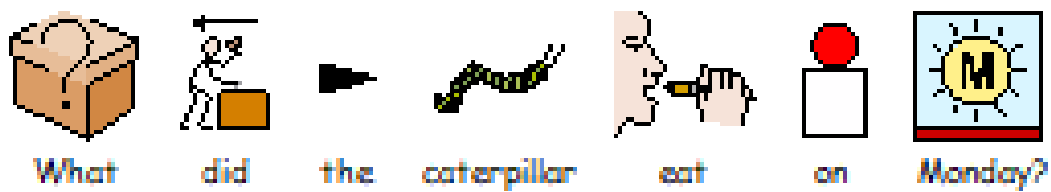
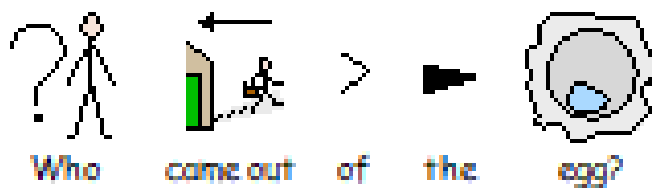
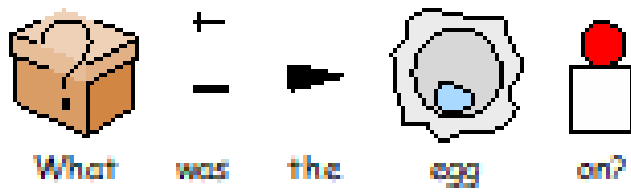



cocoon



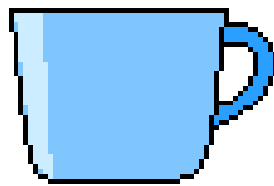
butterfly

Comprehension questions:







leaf




cup




house



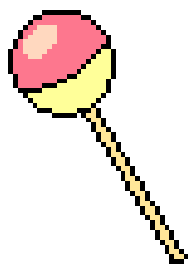
bird




caterpillar




dinosaur




lollipop




banana




apple



butterfly



bee



ant

Cut out one set and match to the other:



twinkl
www.twinkl.co.uk
Copyright 2015



twinkl
www.twinkl.co.uk
Copyright 2015



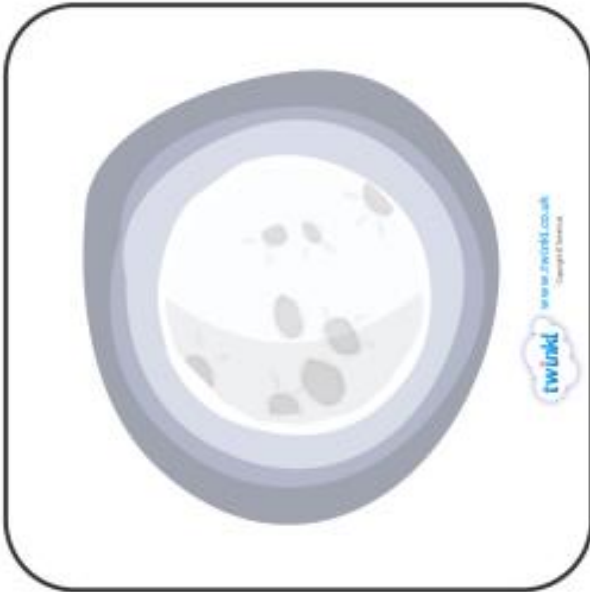
twinkl
www.twinkl.co.uk
Copyright 2015



twinkl
www.twinkl.co.uk
Copyright 2015



twinkl
www.twinkl.co.uk
Copyright 2015



twinkl
www.twinkl.co.uk
Copyright 2015




www.twinkl.co.uk
Copyright © Twinkl



www.twinkl.co.uk
Copyright © Twinkl



www.twinkl.co.uk
Copyright © Twinkl



www.twinkl.co.uk
Copyright © Twinkl




www.twinkl.co.uk
Copyright © Twinkl





www.twinkl.co.uk
Copyright © Twinkl








Hungry caterpillar stick puppets:














Sequencing:






Caterpillars to cut out and count:




Number Matching Caterpillar

Match the numbers on the circles to the numbers on the caterpillar.



Cut out and match:



RE:

