



Week commencing 24th January 2022

Pear Class

This term's topic is CIRCUS

English - Listen to the letter sounds in jolly phonics- [JOLLY SONGS A-Z JOLLY SONGS - YouTube](#). Our phonics sound this week is 'r'. Find objects around the house that begin with 'r', use the r sound and see what other words you can think of.

Radish, red, rice, raisins.

Get creative and paint rocks. Make the letter 'r' pattern in rice.

Literacy- Listen to the story of 'Clare and the fair'. [clare adn the fair - YouTube](#)

Discuss what happens in the story and where the story takes place. What can you see?

Match pictures on the worksheet provided.

Explore balls, have fun with the circus activities and do some juggling.

Maths- Measure- Explore water. Use a washing up bowl or water tray. Fill up containers, cups or jugs. Identify the items being full and empty. Extend pupils learning and see if they can identify when the equipment in full, empty and half full.

Numbers- Listen to number rhymes, see if your child knows which number comes next. Order numerals- To extend learning match quantity to number. **Numbers attached if you want to use these to support learning.**

PSHE- This term we are focusing on ourselves. Look in mirrors and identify what we like about ourselves such as eyes, smile, hair etc. Worksheet attached. After looking in mirrors choose from the choice of pictures and stick them on to the sheet.

Play alongside your child and see what their favourite activities are. What songs do they enjoy listening to? What is their favourite food?

Art- Create a circus picture that you can bring to school to show the teacher.

This can be a clown face, a circus tent, a ball.

I have attached template picture if you would like to use one of these.

Playdough Therapy- <https://www.youtube.com/watch?v=BOLR3pQt8zg> Play this and encourage pupils to use explore the dough, copying actions from the song (there are more songs for this activity if you look when you click the link).

Sensory ideas- flour, paint, custard, dried cereals, jelly, marvel powder, gravy granules, raisins, oats, pasta.

Understanding of the world- Explore water, you can link this into the maths session. Manipulate a range of equipment in water. Practising pouring and splashing. Use a range of small pans, jugs, cups, boats, ducks or anything else you have around the house that will be safe to play with in water.

Take photos and upload them onto Evidence for Learn. I can't wait to see what you have been learning at home 😊



What



i



like




about



myself.....



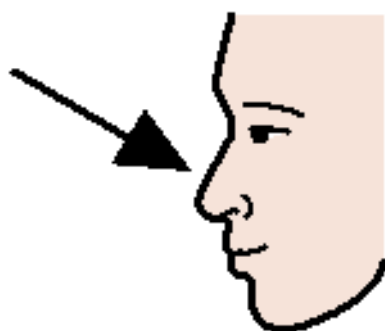
hair



body



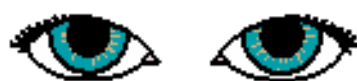
teeth



nose



smile



eyes

1

1

2

2

3

3

4

4

5

5

6

6

7

7

8

8

9

9

10

10

11

11

12

12

13

13

14

14

15

15

16

16

16

16

18

18

19

19

20

20

$3+1+2=$

add

$3-1-2=$

subtract

=

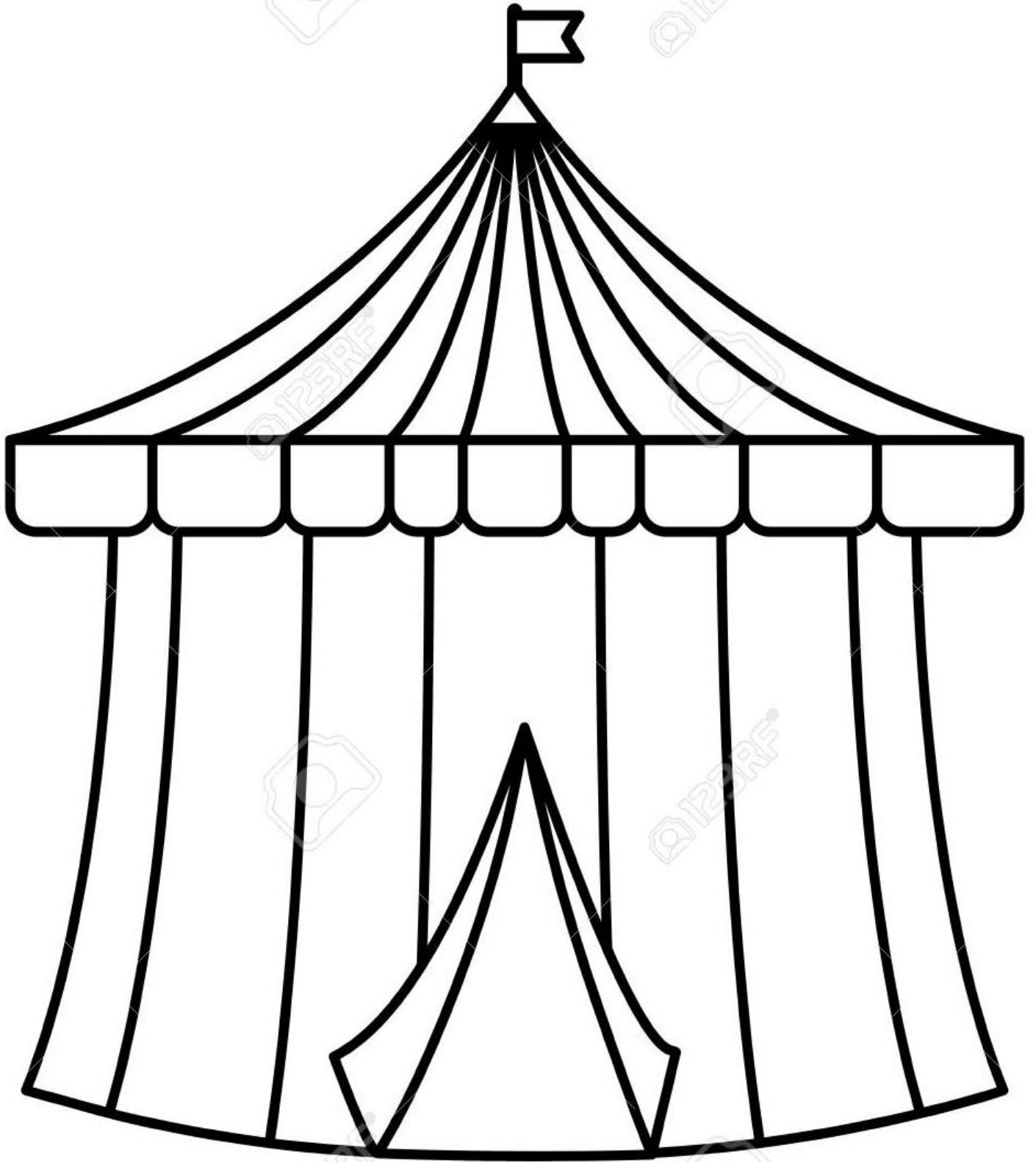
equals





more



less









circus




clown




fair



popcorn



candy floss



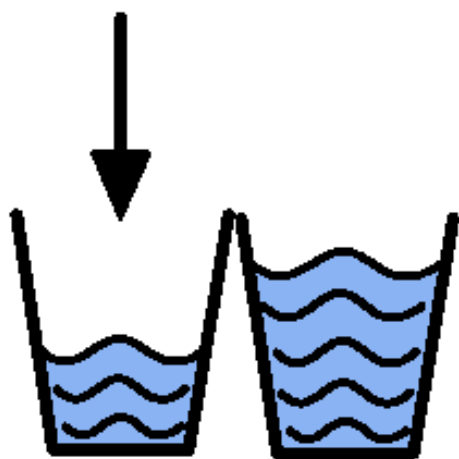
ring master



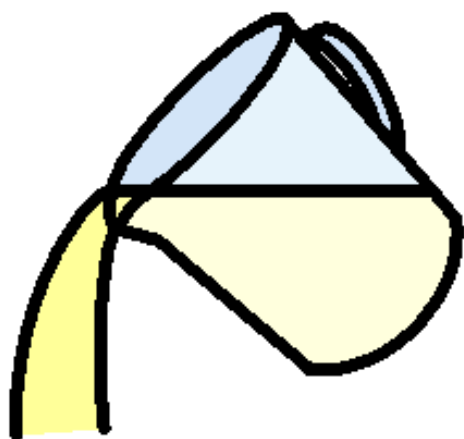
clown



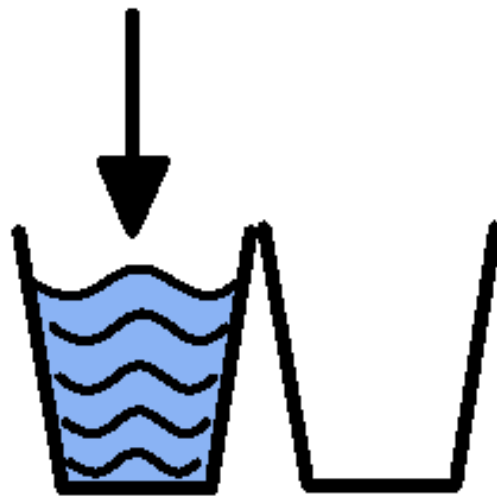
Circus



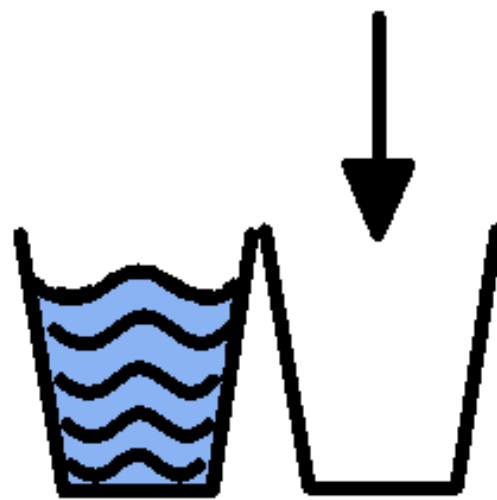
half full



pour



full



empty